

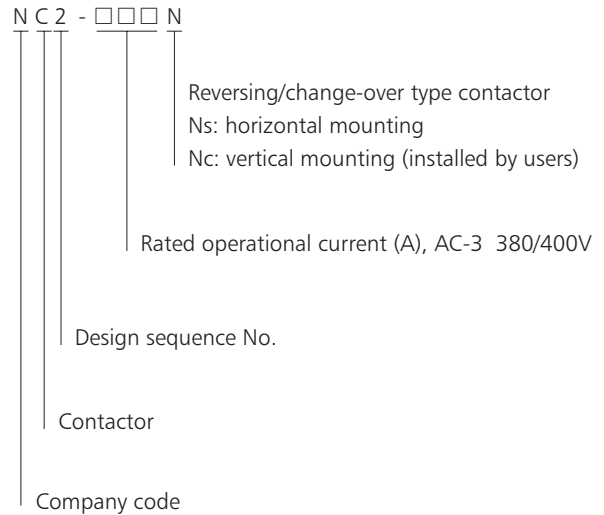


NC2-N Contactor Reversing & change-over type, 115~800A

1. General

- 1.1 Electric ratings; AC50/60Hz, up to 690V, up to 800A;
- 1.2 Application: reversing control of motor and the mechanical interlock ensures operation reliability for contactor changeover of the two reversing contactors;
- 1.3 Ambient temperature: -5°C~+40°C;
- 1.4 Altitude: ≤2000m;
- 1.5 Mounting category: III
- 1.6 Mounting conditions:
 inclination between the mounting plane and the vertical plane not exceed ±5°
- 1.7 Standard: IEC/EN 60947-4-1

2. Type designation of mechanical interlock



3. Technical data

3.1 Clearance between active and static contacts

Models	Distance between contacts
NC2-115N/150N	≥5mm
NC2-185N/225N	≥5mm
NC2-265N/330N	≥6mm
NC2-400N/500N	≥6.5mm
NC2-630N	≥7mm
NC2-800N	≥7mm

3.2 Mechanical life

a. NJLC-FF and NJLS-FF: 3×10^6 operations

b. Other model: 2×10^6 operations

(a) 3×10^6	NJLC-FF, NJLS-FF
(b) 2×10^6	NJLS-FF, NJLS-GG, NJLS-HH, NJLS-KK, NJLS-LL, NJLC-FF, NJLC-FG, NJLC-FH, NJLC-FK, NJLC-FL, NJLC-GG, NJLC-GH, NJLC-GK, NJLC-GL, NJLC-HH, NJLC-HK, NJLC-HL, NJLC-KK, NJLC-KL, NJLC-LL

3.3 Terminal Connection

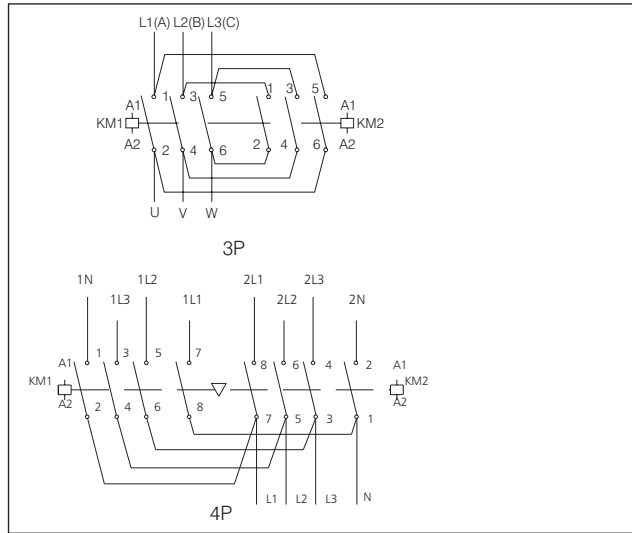
Model	The connection capability			Screw size	Tightening torque (N·m)
	Number of piece	Cable Cross section (mm ²)	Cu busbar Cross section (mm ²)		
NC2-115	1	70~90	-	M6	3
NC2-150	1	70~90	-	M8	6
NC2-185	1	95~150	-	M8	6
NC2-225	1	95~150	-	M10	10
NC2-265	1	120~185	-	M10	10
NC2-330	1	185~240	-	M10	10
NC2-400	1(2)	240(150)	30×5	M10	10
NC2-500	2	150~185	40×5	M10	10
NC2-630	2	185~240	50×5	M12	14
NC2-800	2	185~240	50×5	M12	14

4. Structure features

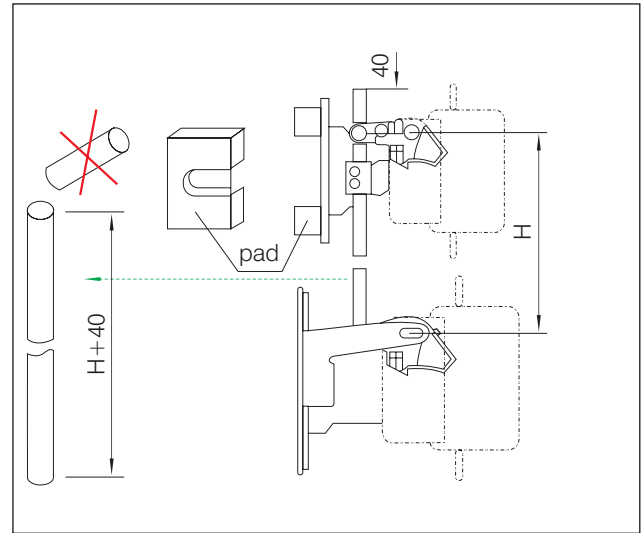
4.1 Refer to fig below for connection mode of connection plate, the interlocked contactors could be mounted horizontally or vertically. For vertical mounting, contactors with lower current mounted at the upper position.

4.2 For reversing type contactors assembled with NC2-115~225 and NC2-265~630, which will be mounted vertically, a padding plate should be added at the bottom of NC2-115~225.

Connection of connection plate



Reversing contactor mounted vertically

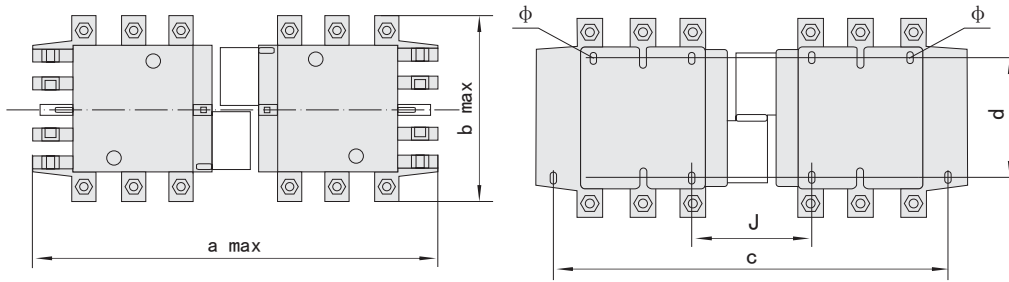


5. Accessories

Model of mechanical interlock	Applicable assembly with contactors
NJLs-FF	NC2-115+NC2-115; NC2-150+NC2-150; NC2-115+NC2-150
NJLs-GG	NC2-185+NC2-185; NC2-225+NC2-225; NC2-185+NC2-225
NJLs-HH (Horizontal)	NC2-265+NC2-265; NC2-330+NC2-330; NC2-265+NC2-330
NJLs-KK	NC2-400+NC2-400; NC2-500+NC2-500; NC2-400+NC2-500
NJLs-LL	NC2-630+NC2-630; NC2-800+NC2-800
NJLc-FF	NC2-115+NC2-115; NC2-150+NC2-150; NC2-115+NC2-150
NJLc-FG	NC2-115+NC2-185; NC2-150+NC2-185; NC2-115+NC2-225; NC2-150+NC2-225
NJLc-FH	NC2-115+NC2-265; NC2-115+NC2-330; NC2-150+NC2-265; NC2-150+NC2-330
NJLc-FK	NC2-115+NC2-400; NC2-115+NC2-500; NC2-150+NC2-400; NC2-150+NC2-500
NJLc-FL	NC2-115+NC2-800; NC2-115+NC2-630; NC2-150+NC2-630; NC2-150+NC2-800
NJLc-GG	NC2-185+NC2-185; NC2-225+NC2-225; NC2-185+NC2-225
NJLc-GH	NC2-185+NC2-265; NC2-185+NC2-330; NC2-225+NC2-265; NC2-225+NC2-330
NJLc-GK (Vertical)	NC2-185+NC2-400; NC2-225+NC2-500; NC2-225+NC2-400; NC2-225+NC2-500
NJLc-GL	NC2-185+NC2-800; NC2-185+NC2-630; NC2-225+NC2-630; NC2-225+NC2-800
NJLc-HH	NC2-265+NC2-265; NC2-330+NC2-330; NC2-265+NC2-330
NJLc-HK	NC2-265+NC2-400; NC2-330+NC2-400; NC2-265+NC2-500; NC2-330+NC2-500
NJLc-HL	NC2-265+NC2-265; NC2-265+NC2-630; NC2-330+NC2-630; NC2-330+NC2-800
NJLc-KK	NC2-400+NC2-400; NC2-500+NC2-500; NC2-400+NC2-500; NC2-400+NC2-800
NJLc-KL	NC2-400+NC2-630; NC2-500+NC2-630; NC2-500+NC2-800
NJLc-LL	NC2-630+NC2-630; NC2-630+NC2-800
NJLc-MM	NC2-800+NC2-800

6. Overall and mounting dimensions (mm)

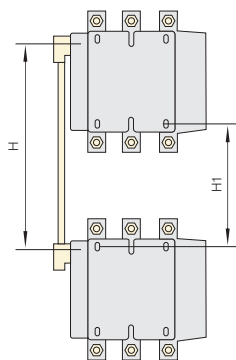
NC2-115Ns~630Ns (Horizontal mounting)



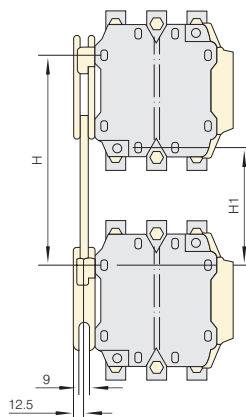
Modle	pole	A max	b max	c	d	J	mm
NC2-115Ns	3	350	163	330	110~120	71	
	4	425	208	370		108	
NC2-150Ns	3	350	171	330		71	
	4	425	211	370		111	
NC2-185Ns	3	350	174	330		78	
	4	430	223	370		118	
NC2-225Ns	3	350	197	330		78	
	4	430	243	370		118	
NC2-265Ns	3	450	203	428		109	
	4	546	249	485		157	
NC2-330Ns	3	450	206	428		124	
	4	546	251	485		172	
NC2-400Ns	3	485	206	460	157		
	4	595	251	485	170~180	157	
NC2-500Ns	3	485	238	460	156		
NC2-630Ns	3	650	304	625	139		
	4	810	364	785	180~190	139	
NC2-800Ns	3	650	304	625	139		



NC2-115Nc~630Nc (Vertical mounting)



a. NC2-115Nc~225Nc



b. NC2-265Nc~800Nc

Model	H		H1	
	Min	Max	Min	Max
NC2-115Nc、NC2-150Nc	200	310	80	190
NC2-185Nc、NC2-225Nc	220	310	100	190
NC2-265Nc	250	380	130	260
NC2-330Nc	260	380	60	200
NC2-400Nc	280	380	100	200
NC2-500Nc	300	380	120	200
NC2-630Nc	380	380	200	200
NC2-800Nc	380	380	200	200